





# ELECTRICOS AMPEREX





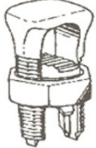

OCT 11/2017

amperex@electricosamperex.com

EMPALMES DE PONCHAR TUBULARES BARRIL ESTANDAR 			
REF			
<b>98112</b>	6	1-3/4	<b>\$620</b>
	4	1-3/4	<b>\$850</b>
	2	1-7/8	<b>\$1.300</b>
	1/0	1-7/8	<b>\$1.720</b>
	2/0	2	<b>\$2.050</b>
	3/0	2-1/8	
	4/0	2-1/8	
<b>98120</b>	250	2-1/4	<b>\$3.000</b>
EMPALMES DE PONCHAR TUBULARES BARRIL LARGO 			
	1/0	2-7/8	<b>\$1.720</b>
	2/0	3-1/8	<b>\$2.050</b>
	3/0	3-1/8	<b>\$2.580</b>
	4/0	3-3/8	<b>\$3.366</b>
	250	3-3/8	<b>\$3.200</b>
	300	4-1/8	<b>\$5.050</b>
<b>98138</b>	350	4-1/8	<b>\$5.570</b>
<b>98139</b>	400	4-1/8	<b>\$5.900</b>
	500	4-5/8	
<b>98141</b>	600		<b>\$22.000</b>
<b>98142</b>	750	5-7/8	<b>\$22.500</b>
CONECTORES DE PRESION PENN UNION 			
CCT22	2 A 2		
CCT2020	1/0-2/0A1/0-2/0		
CCT4040	3/0-4/0A3/0-4/0		<b>\$9.000</b>

	YC25L12	2 1/0	3-2, 4-3, 12-5
	YC27L12	1/0 2/0	1-1/0, 2-1,

EMPALMES TUBULARES ALUMINIO BURNDY				
	REFERENCIA	CABLE	LONGITUD	FIGURA
LARGOS	YDS28RLY	4/0	21"	
	YDS28RLY	4/0	18-1/4"	
	YDS28AT	4/0	10-1/2"	
	YDS26RLE	2/0	7"	
	YDS25RLA	1/0	17-1/2"	
	YDS25RLYN	1/0	16-1/2"	
	YDS25RL	1/0	13-7/8"	
	YDS25RLT	1/0	10-1/2"	
	YDS25RLAA	1/0	8-3/8"	
	YDS021RL	2	11-1/4"	
	YDS2RLA	2	6-5/8"	
	YDS4RL	4	11-1/8"	
CORTOS	REFERENCIA	CABLE	LONGITUD	
	YDS31	350MCM	3-3/4"	
	YDS25	1/0	3-1/2"	
	YDS2C	2	3-1/2"	
	YS2CA1	2	2-1/4"	
	YS4CA1	4	2-1/4"	

	P18-6A	18		1/8	<b>\$ 71</b>
	P14-10A	16-14	blue	3/16	<b>\$ 110</b>
	P10-8A	12-10	yell	5/32	<b>\$ 209</b>
	P10-10A	12-10	yell	3/16	<b>\$ 193</b>
	P10-14A	12-10	yell	1/4	<b>\$ 211</b>
	PH14A	16-14	blue	1/4	<b>\$ 90</b>
	PH10A	12-10	yell	1/4	<b>\$ 93</b>
	PH14	16-14		5/32	<b>\$ 90</b>
	PM14A	16-14	blue	6	<b>\$ 46</b>
	PM10A	12-10	yell	6	<b>\$ 58</b>
	K2C23	6-2			<b>\$ 6.960</b>
	K2C26	2-2/0			<b>\$ 8.700</b>
	K2C31				<b>\$ 80.000</b>
	KS90	10-4SOL	<b>BRONCE</b>	<b>COBRE</b>	
	KS15	10-8			
	KS17	8-6			<b>\$ 3.020</b>
	KS20	6-4SOL			<b>\$ 3.250</b>
	KS22	6-2SOL			
	KS23	6-2			
	KS25	4-1/0			<b>\$ 6.300</b>
	KS26	2-2/0			<b>\$ 8.620</b>
	KS27	1-3/0			
	KS29	1-250			<b>\$ 18.000</b>
	KS31	1/0-350			
	KS34	2/0-500			
	KS44	1000			
	KSA4	10-4			
		KSU22	12--6		
KSU25		#2-1/0			
KSU26		#2-2/0			
KSU29		1-250			

TERMINALES DE COBRE				
REF	CABLE	HUECO	VALOR	
KLU35	14-6	1/4	<b>\$ 1.200</b>	
KLU40	14-4	516	<b>\$ 1.350</b>	
KLU70	12-2	7/16	<b>\$ 1.820</b>	
KLU125	6-1/0	17/64	<b>\$ 2.700</b>	
KLU175	4-3/0	13/32	<b>\$ 3.600</b>	
KLU225	2-4/0	11/32	<b>\$ 6.800</b>	
KLU 300	1/0-350		<b>\$ 7.780</b>	
KLU400	1/0-400	13/32	<b>\$ 16.000</b>	
KLU500	4/0-500		<b>\$ 20.000</b>	
KLU650	600-1000	1 7/8	<b>\$ 29.500</b>	
	TERMINAL COBRE PARADOS CABLES			

CRA 12 N° 18-23 PBX.341 9850  
Fax 337 5930 - 342 5277  
BOGOTA

NOTA: PRECIOS NETOS , MAS IVA -SUJETOS A CAMBIO SIN PREVIO AVISO